

| 1           |           |           |           | TRAFIENIA |           |          | ZUŻYTA AMUNICJA |            |               |           |
|-------------|-----------|-----------|-----------|-----------|-----------|----------|-----------------|------------|---------------|-----------|
| ID          | zginał    | trafił    | bilans    | brzuch    | ramię     | plecy    | UZI             | Snp        | efekt.(%)     | wynik     |
| GOZDI       | 18        | 21        | 3         | 12        | 6         | 3        | 0               | 64         | 32.813        | 21.0      |
| GROSZEK     | 8         | 20        | 12        | 2         | 12        | 6        | 0               | 100        | 20.000        | 20.0      |
| WASKI       | 15        | 13        | -2        | 3         | 10        | 0        | 0               | 45         | 28.889        | 13.0      |
| MŁODY       | 8         | 5         | -3        | 1         | 4         | 0        | 0               | 100        | 5.000         | 5.0       |
| <b>Suma</b> | <b>49</b> | <b>59</b> | <b>10</b> | <b>18</b> | <b>32</b> | <b>9</b> | <b>0</b>        | <b>309</b> | <b>19.094</b> | <b>59</b> |

| 2           |           |           |            | TRAFIENIA |           |          | ZUŻYTA AMUNICJA |            |              |           |
|-------------|-----------|-----------|------------|-----------|-----------|----------|-----------------|------------|--------------|-----------|
| ID          | zginał    | trafił    | bilans     | brzuch    | ramię     | plecy    | UZI             | Snp        | efekt.(%)    | wynik     |
| LISEK       | 23        | 14        | -9         | 5         | 8         | 1        | 0               | 63         | 22.222       | 14.0      |
| SLAYER      | 15        | 13        | -2         | 9         | 1         | 3        | 0               | 36         | 36.111       | 13.0      |
| UN4GIVEEN   | 10        | 12        | 2          | 4         | 6         | 2        | 0               | 96         | 12.500       | 12.0      |
| SZAHAL      | 11        | 10        | -1         | 4         | 7         | 2        | 1140            | 0          | 0.877        | 10.0      |
| <b>Suma</b> | <b>59</b> | <b>49</b> | <b>-10</b> | <b>22</b> | <b>22</b> | <b>8</b> | <b>1140</b>     | <b>195</b> | <b>3.670</b> | <b>49</b> |

| 1  | 2  |
|----|----|
| 59 | 49 |



| 2           |           |           |           | TRAFIENIA |           |           | ZUŻYTA AMUNICJA |          |          |          |            |              |           |
|-------------|-----------|-----------|-----------|-----------|-----------|-----------|-----------------|----------|----------|----------|------------|--------------|-----------|
| ID          | zginał    | trafił    | bilans    | brzuch    | ramię     | plecy     | UZI             | D-D      | Mhgun    | Shg      | Snp        | efekt.(%)    | wynik     |
| LISEK       | 11        | 27        | 16        | 10        | 10        | 7         | 0               | 0        | 0        | 0        | 83         | 32.530       | 27.0      |
| SZAHAL      | 4         | 14        | 10        | 11        | 7         | 3         | 1110            | 0        | 0        | 0        | 0          | 1.261        | 14.0      |
| UN4GIVEEN   | 1         | 11        | 10        | 8         | 1         | 2         | 0               | 0        | 0        | 0        | 52         | 21.154       | 11.0      |
| PROFESOR    | 3         | 9         | 6         | 2         | 6         | 1         | 0               | 0        | 0        | 0        | 28         | 32.143       | 9.0       |
| SLAYER      | 9         | 4         | -5        | 2         | 1         | 1         | 0               | 0        | 0        | 0        | 73         | 5.479        | 4.0       |
| <b>Suma</b> | <b>28</b> | <b>65</b> | <b>37</b> | <b>33</b> | <b>25</b> | <b>14</b> | <b>1110</b>     | <b>0</b> | <b>0</b> | <b>0</b> | <b>236</b> | <b>4.829</b> | <b>65</b> |

| 3           |           |           |            | TRAFIENIA |           |          | ZUŻYTA AMUNICJA |           |           |          |            |               |           |
|-------------|-----------|-----------|------------|-----------|-----------|----------|-----------------|-----------|-----------|----------|------------|---------------|-----------|
| ID          | zginał    | trafił    | bilans     | brzuch    | ramię     | plecy    | UZI             | D-D       | Mhgun     | Shg      | Snp        | efekt.(%)     | wynik     |
| MONIKA      | 12        | 13        | 1          | 10        | 5         | 2        | 0               | 55        | 0         | 0        | 0          | 23.636        | 13.0      |
| PAWEL       | 13        | 9         | -4         | 7         | 2         | 0        | 0               | 0         | 0         | 0        | 22         | 40.909        | 9.0       |
| BARYLA      | 8         | 3         | -5         | 1         | 1         | 1        | 0               | 0         | 30        | 1        | 35         | 4.545         | 3.0       |
| KRZYSIEK    | 16        | 3         | -13        | 1         | 2         | 0        | 0               | 0         | 0         | 0        | 26         | 11.538        | 3.0       |
| PIOTREK     | 16        | 0         | -16        | 0         | 0         | 0        | 0               | 0         | 30        | 1        | 71         | 0.000         | 0.0       |
| <b>Suma</b> | <b>65</b> | <b>28</b> | <b>-37</b> | <b>19</b> | <b>10</b> | <b>3</b> | <b>0</b>        | <b>55</b> | <b>60</b> | <b>2</b> | <b>154</b> | <b>10.332</b> | <b>28</b> |

| 2  | 3  |
|----|----|
| 65 | 28 |



| 2           |           |           |          | TRAFIENIA |           |           | ZUŻYTA AMUNICJA |          |           |            |              |           |
|-------------|-----------|-----------|----------|-----------|-----------|-----------|-----------------|----------|-----------|------------|--------------|-----------|
| ID          | zginał    | trafił    | bilans   | brzuch    | ramię     | plecy     | UZI             | D-D      | Mhgun     | Snp        | efekt.(%)    | wynik     |
| LISEK       | 13        | 26        | 13       | 7         | 11        | 8         | 0               | 0        | 0         | 45         | 57.778       | 26.0      |
| SZAHAL      | 10        | 12        | 2        | 9         | 8         | 2         | 1200            | 0        | 0         | 0          | 1.000        | 12.0      |
| PROFESOR    | 10        | 7         | -3       | 3         | 4         | 0         | 0               | 0        | 0         | 37         | 18.919       | 7.0       |
| UN4GIVEEN   | 5         | 7         | 2        | 4         | 2         | 1         | 0               | 0        | 30        | 62         | 7.609        | 7.0       |
| SLAYER      | 12        | 5         | -7       | 2         | 2         | 1         | 0               | 0        | 0         | 63         | 7.937        | 5.0       |
| <b>Suma</b> | <b>50</b> | <b>57</b> | <b>7</b> | <b>25</b> | <b>27</b> | <b>12</b> | <b>1200</b>     | <b>0</b> | <b>30</b> | <b>207</b> | <b>3.967</b> | <b>57</b> |

| 1           |           |           |           | TRAFIENIA |           |          | ZUŻYTA AMUNICJA |           |           |            |              |           |
|-------------|-----------|-----------|-----------|-----------|-----------|----------|-----------------|-----------|-----------|------------|--------------|-----------|
| ID          | zginał    | trafił    | bilans    | brzuch    | ramię     | plecy    | UZI             | D-D       | Mhgun     | Snp        | efekt.(%)    | wynik     |
| GOZDI       | 15        | 21        | 6         | 7         | 10        | 4        | 0               | 0         | 0         | 54         | 38.889       | 21.0      |
| WASKI       | 14        | 11        | -3        | 3         | 4         | 4        | 0               | 0         | 0         | 57         | 19.298       | 11.0      |
| MŁODY       | 11        | 9         | -2        | 2         | 7         | 0        | 0               | 0         | 0         | 163        | 5.521        | 9.0       |
| PATI        | 6         | 6         | 0         | 3         | 2         | 1        | 0               | 0         | 30        | 49         | 7.595        | 6.0       |
| GROSZEK     | 11        | 3         | -8        | 2         | 3         | 0        | 1350            | 13        | 0         | 0          | 0.220        | 3.0       |
| <b>Suma</b> | <b>57</b> | <b>50</b> | <b>-7</b> | <b>17</b> | <b>26</b> | <b>9</b> | <b>1350</b>     | <b>13</b> | <b>30</b> | <b>323</b> | <b>2.914</b> | <b>50</b> |

|          |          |
|----------|----------|
| <b>2</b> | <b>1</b> |
| 57       | 50       |



| 3           |           |           |           | TRAFIENIA |           |          | ZUŻYTA AMUNICJA |           |          |            |               |           |
|-------------|-----------|-----------|-----------|-----------|-----------|----------|-----------------|-----------|----------|------------|---------------|-----------|
| ID          | zginał    | trafił    | bilans    | brzuch    | ramię     | plecy    | UZI             | D-D       | Shg      | Snp        | efekt.(%)     | wynik     |
| PAWEL       | 11        | 16        | 5         | 7         | 5         | 4        | 0               | 0         | 0        | 42         | 38.095        | 16.0      |
| BARYLA      | 5         | 9         | 4         | 1         | 6         | 2        | 0               | 0         | 1        | 48         | 18.367        | 9.0       |
| MONIKA      | 6         | 8         | 2         | 7         | 6         | 1        | 0               | 35        | 0        | 0          | 22.857        | 8.0       |
| KRZYSIEK    | 11        | 4         | -7        | 0         | 3         | 1        | 0               | 0         | 0        | 52         | 7.692         | 4.0       |
| PIOTREK     | 7         | 1         | -6        | 1         | 0         | 0        | 0               | 0         | 0        | 58         | 1.724         | 1.0       |
| <b>Suma</b> | <b>40</b> | <b>38</b> | <b>-2</b> | <b>16</b> | <b>20</b> | <b>8</b> | <b>0</b>        | <b>35</b> | <b>1</b> | <b>200</b> | <b>16.102</b> | <b>38</b> |

| 1           |           |           |          | TRAFIENIA |           |          | ZUŻYTA AMUNICJA |           |          |            |              |           |
|-------------|-----------|-----------|----------|-----------|-----------|----------|-----------------|-----------|----------|------------|--------------|-----------|
| ID          | zginał    | trafił    | bilans   | brzuch    | ramię     | plecy    | UZI             | D-D       | Shg      | Snp        | efekt.(%)    | wynik     |
| MŁODY       | 1         | 11        | 10       | 1         | 10        | 0        | 0               | 0         | 0        | 213        | 5.164        | 11.0      |
| GROSZEK     | 16        | 11        | -5       | 6         | 8         | 3        | 480             | 41        | 0        | 0          | 2.111        | 11.0      |
| WASKI       | 16        | 10        | -6       | 5         | 4         | 1        | 0               | 0         | 1        | 48         | 20.408       | 10.0      |
| PATI        | 5         | 8         | 3        | 5         | 2         | 1        | 0               | 0         | 0        | 22         | 36.364       | 8.0       |
| <b>Suma</b> | <b>38</b> | <b>40</b> | <b>2</b> | <b>17</b> | <b>24</b> | <b>5</b> | <b>480</b>      | <b>41</b> | <b>1</b> | <b>283</b> | <b>4.969</b> | <b>40</b> |

| 1  | 3  |
|----|----|
| 40 | 38 |



| 1           |           |           |           | TRAFIENIA |           |           | ZUŻYTA AMUNICJA |           |            |              |           |
|-------------|-----------|-----------|-----------|-----------|-----------|-----------|-----------------|-----------|------------|--------------|-----------|
| ID          | zginał    | trafił    | bilans    | brzuch    | ramię     | plecy     | UZI             | D-D       | Snp        | efekt.(%)    | wynik     |
| GOZDI       | 15        | 28        | 13        | 9         | 10        | 9         | 0               | 0         | 55         | 50.909       | 28.0      |
| GROSZEK     | 6         | 18        | 12        | 9         | 9         | 0         | 0               | 0         | 109        | 16.514       | 18.0      |
| MŁODY       | 5         | 8         | 3         | 7         | 3         | 0         | 1530            | 18        | 0          | 0.517        | 8.0       |
| PATI        | 5         | 5         | 0         | 4         | 0         | 1         | 0               | 0         | 16         | 31.250       | 5.0       |
| <b>Suma</b> | <b>31</b> | <b>59</b> | <b>28</b> | <b>29</b> | <b>22</b> | <b>10</b> | <b>1530</b>     | <b>18</b> | <b>180</b> | <b>3.414</b> | <b>59</b> |

| 2           |           |           |            | TRAFIENIA |           |          | ZUŻYTA AMUNICJA |          |            |              |           |
|-------------|-----------|-----------|------------|-----------|-----------|----------|-----------------|----------|------------|--------------|-----------|
| ID          | zginał    | trafił    | bilans     | brzuch    | ramię     | plecy    | UZI             | D-D      | Snp        | efekt.(%)    | wynik     |
| PROFESOR    | 19        | 11        | -8         | 3         | 7         | 1        | 0               | 0        | 30         | 36.667       | 11.0      |
| UN4GIVEEN   | 13        | 10        | -3         | 3         | 5         | 2        | 0               | 0        | 62         | 16.129       | 10.0      |
| SLAYER      | 14        | 7         | -7         | 2         | 4         | 1        | 0               | 0        | 59         | 11.864       | 7.0       |
| SZAHAL      | 13        | 3         | -10        | 0         | 2         | 1        | 660             | 1        | 0          | 0.454        | 3.0       |
| <b>Suma</b> | <b>59</b> | <b>31</b> | <b>-28</b> | <b>8</b>  | <b>18</b> | <b>5</b> | <b>660</b>      | <b>1</b> | <b>151</b> | <b>3.818</b> | <b>31</b> |

| 1  | 2  |
|----|----|
| 59 | 31 |



| 3           |           |           |            | TRAFIENIA |          |          | ZUŻYTA AMUNICJA |           |           |          |            |              |           |
|-------------|-----------|-----------|------------|-----------|----------|----------|-----------------|-----------|-----------|----------|------------|--------------|-----------|
| ID          | zginał    | trafił    | bilans     | brzuch    | ramię    | plecy    | UZI             | D-D       | Mhgun     | Shg      | Snp        | efekt.(%)    | wynik     |
| PAWEL       | 14        | 7         | -7         | 3         | 3        | 1        | 0               | 0         | 30        | 0        | 44         | 9.459        | 7.0       |
| MONIKA      | 10        | 6         | -4         | 4         | 5        | 2        | 0               | 28        | 0         | 0        | 0          | 21.429       | 6.0       |
| KRZYSIEK    | 6         | 2         | -4         | 0         | 1        | 1        | 0               | 0         | 30        | 0        | 19         | 4.082        | 2.0       |
| BARYLA      | 9         | 2         | -7         | 2         | 0        | 0        | 0               | 0         | 0         | 7        | 30         | 5.405        | 2.0       |
| PIOTREK     | 14        | 2         | -12        | 2         | 0        | 0        | 0               | 0         | 30        | 0        | 52         | 2.439        | 2.0       |
| <b>Suma</b> | <b>53</b> | <b>19</b> | <b>-34</b> | <b>11</b> | <b>9</b> | <b>4</b> | <b>0</b>        | <b>28</b> | <b>90</b> | <b>7</b> | <b>145</b> | <b>7.037</b> | <b>19</b> |

| 2           |           |           |           | TRAFIENIA |           |          | ZUŻYTA AMUNICJA |          |           |          |            |              |           |
|-------------|-----------|-----------|-----------|-----------|-----------|----------|-----------------|----------|-----------|----------|------------|--------------|-----------|
| ID          | zginał    | trafił    | bilans    | brzuch    | ramię     | plecy    | UZI             | D-D      | Mhgun     | Shg      | Snp        | efekt.(%)    | wynik     |
| UN4GIVEEN   | 5         | 23        | 18        | 13        | 5         | 5        | 0               | 0        | 0         | 0        | 67         | 34.328       | 23.0      |
| SLAYER      | 6         | 12        | 6         | 5         | 5         | 2        | 0               | 0        | 0         | 0        | 58         | 20.690       | 12.0      |
| SZAHAL      | 5         | 10        | 5         | 7         | 3         | 1        | 1050            | 0        | 0         | 0        | 0          | 0.952        | 10.0      |
| PROFESOR    | 3         | 8         | 5         | 5         | 3         | 0        | 0               | 0        | 30        | 0        | 27         | 14.035       | 8.0       |
| <b>Suma</b> | <b>19</b> | <b>53</b> | <b>34</b> | <b>30</b> | <b>16</b> | <b>8</b> | <b>1050</b>     | <b>0</b> | <b>30</b> | <b>0</b> | <b>152</b> | <b>4.302</b> | <b>53</b> |

| 2  | 3  |
|----|----|
| 53 | 19 |






| 1           |           |           |           | TRAFIENIA |           |          | ZUŻYTA AMUNICJA |           |          |          |            |              |           |
|-------------|-----------|-----------|-----------|-----------|-----------|----------|-----------------|-----------|----------|----------|------------|--------------|-----------|
| ID          | zginał    | trafił    | bilans    | brzuch    | ramię     | plecy    | UZI             | D-D       | Mhgun    | Shg      | Snp        | efekt.(%)    | wynik     |
| GOZDI       | 7         | 33        | 26        | 13        | 16        | 4        | 0               | 0         | 0        | 0        | 62         | 53.226       | 33.0      |
| PATI        | 3         | 12        | 10        | 6         | 5         | 1        | 0               | 0         | 0        | 0        | 23         | 52.174       | 12.0      |
| WASKI       | 8         | 10        | 2         | 5         | 3         | 2        | 0               | 0         | 0        | 0        | 62         | 16.129       | 10.0      |
| MŁODY       | 8         | 6         | -2        | 4         | 2         | 2        | 1170            | 51        | 0        | 0        | 0          | 0.491        | 6.0       |
| <b>Suma</b> | <b>26</b> | <b>61</b> | <b>36</b> | <b>28</b> | <b>26</b> | <b>9</b> | <b>1170</b>     | <b>51</b> | <b>0</b> | <b>0</b> | <b>147</b> | <b>4.459</b> | <b>61</b> |

| 3           |           |           |            | TRAFIENIA |           |          | ZUŻYTA AMUNICJA |           |            |          |            |              |           |
|-------------|-----------|-----------|------------|-----------|-----------|----------|-----------------|-----------|------------|----------|------------|--------------|-----------|
| ID          | zginał    | trafił    | bilans     | brzuch    | ramię     | plecy    | UZI             | D-D       | Mhgun      | Shg      | Snp        | efekt.(%)    | wynik     |
| PAWEL       | 11        | 9         | -2         | 4         | 3         | 2        | 0               | 0         | 180        | 1        | 31         | 4.245        | 9.0       |
| MONIKA      | 9         | 7         | -2         | 4         | 6         | 1        | 0               | 57        | 0          | 0        | 0          | 12.281       | 7.0       |
| KRZYSIEK    | 17        | 7         | -10        | 2         | 3         | 2        | 0               | 0         | 0          | 0        | 42         | 16.667       | 7.0       |
| BARYLA      | 10        | 2         | -8         | 1         | 0         | 1        | 0               | 0         | 90         | 0        | 31         | 1.653        | 2.0       |
| PIOTREK     | 14        | 0         | -14        | 0         | 0         | 0        | 0               | 0         | 0          | 0        | 33         | 0.000        | 0.0       |
| <b>Suma</b> | <b>61</b> | <b>25</b> | <b>-36</b> | <b>11</b> | <b>12</b> | <b>6</b> | <b>0</b>        | <b>57</b> | <b>270</b> | <b>1</b> | <b>137</b> | <b>5.376</b> | <b>25</b> |

| 1  | 3  |
|----|----|
| 61 | 25 |



| Drużyny   |          | Rozgrywki |    |    |    |    |    |    |            |
|---|----------|-----------|----|----|----|----|----|----|------------|
| Miejsce   | Nazwa    | 1         | 2  | 3  | 4  | 5  | 6  | 7  | Suma       |
|  | <b>1</b> | 59        | -  | 50 | 40 | 59 | -  | 61 | <b>269</b> |
|  | <b>2</b> | 49        | 65 | 57 | -  | 31 | 53 | -  | <b>255</b> |
|  | <b>3</b> | -         | 28 | -  | 38 | -  | 19 | 25 | <b>110</b> |





| Zestawienie wg wyniku |                  |        |        | TRAFIENIA |        |       | ZUŻYTA AMUNICJA |         |        |        |       |        | efekt.(%) | wynik         |
|-----------------------|------------------|--------|--------|-----------|--------|-------|-----------------|---------|--------|--------|-------|--------|-----------|---------------|
| Miejsce               | ID               | zginął | trafił | bilans    | brzuch | ramię | plecy           | UZI     | D-D    | Mhgun  | Shg   | Snp    |           |               |
|                       | <b>GOZDI</b>     | 82.50  | 154.50 | 72.00     | 61.50  | 63.00 | 30.00           | 0.00    | 0.00   | 0.00   | 0.00  | 352.50 | 43.830    | <b>154.50</b> |
|                       | <b>LISEK</b>     | 94.00  | 134.00 | 40.00     | 44.00  | 58.00 | 32.00           | 0.00    | 0.00   | 0.00   | 0.00  | 382.00 | 35.079    | <b>134.00</b> |
|                       | <b>GROSZEK</b>   | 61.50  | 78.00  | 16.50     | 28.50  | 48.00 | 13.50           | 2745.00 | 81.00  | 0.00   | 0.00  | 313.50 | 2.484     | <b>78.00</b>  |
| 4                     | <b>UN4GIVEEN</b> | 40.80  | 75.60  | 34.80     | 38.40  | 22.80 | 14.40           | 0.00    | 0.00   | 36.00  | 0.00  | 406.80 | 17.073    | <b>75.60</b>  |
| 5                     | <b>WASKI</b>     | 79.50  | 66.00  | -13.50    | 24.00  | 31.50 | 10.50           | 0.00    | 0.00   | 0.00   | 1.50  | 318.00 | 20.657    | <b>66.00</b>  |
| 6                     | <b>PAWEL</b>     | 73.50  | 61.50  | -12.00    | 31.50  | 19.50 | 10.50           | 0.00    | 0.00   | 315.00 | 1.50  | 208.50 | 11.714    | <b>61.50</b>  |
| 7                     | <b>SZAHAL</b>    | 51.60  | 58.80  | 7.20      | 37.20  | 32.40 | 10.80           | 6192.00 | 1.20   | 0.00   | 0.00  | 0.00   | 0.949     | <b>58.80</b>  |
| 8                     | <b>PROFESOR</b>  | 52.50  | 52.50  | 0.00      | 19.50  | 30.00 | 3.00            | 0.00    | 0.00   | 45.00  | 0.00  | 183.00 | 23.026    | <b>52.50</b>  |
| 9                     | <b>MONIKA</b>    | 55.50  | 51.00  | -4.50     | 37.50  | 33.00 | 9.00            | 0.00    | 262.50 | 0.00   | 0.00  | 0.00   | 19.429    | <b>51.00</b>  |
| 10                    | <b>SLAYER</b>    | 67.20  | 49.20  | -18.00    | 24.00  | 15.60 | 9.60            | 0.00    | 0.00   | 0.00   | 0.00  | 346.80 | 14.187    | <b>49.20</b>  |
| 11                    | <b>MŁODY</b>     | 39.60  | 46.80  | 7.20      | 18.00  | 31.20 | 2.40            | 3240.00 | 82.80  | 0.00   | 0.00  | 571.20 | 1.202     | <b>46.80</b>  |
| 12                    | <b>PATI</b>      | 28.50  | 46.50  | 18.00     | 27.00  | 13.50 | 6.00            | 0.00    | 0.00   | 45.00  | 0.00  | 165.00 | 22.143    | <b>46.50</b>  |
| 13                    | <b>BARYLA</b>    | 48.00  | 24.00  | -24.00    | 7.50   | 10.50 | 6.00            | 0.00    | 0.00   | 180.00 | 13.50 | 216.00 | 5.861     | <b>24.00</b>  |
|                       | <b>KRZYSIEK</b>  | 75.00  | 24.00  | -51.00    | 4.50   | 13.50 | 6.00            | 0.00    | 0.00   | 45.00  | 0.00  | 208.50 | 9.467     |               |
| 14                    | <b>PIOTREK</b>   | 76.50  | 4.50   | -72.00    | 4.50   | 0.00  | 0.00            | 0.00    | 0.00   | 90.00  | 1.50  | 321.00 | 1.091     | <b>4.50</b>   |



| Zestawienie wg bilansu |                  |        |        |               | TRAFIENIA |       |       | ZUŻYTA AMUNICJA |        |        |       |        | efekt.(%) | wynik  |
|------------------------|------------------|--------|--------|---------------|-----------|-------|-------|-----------------|--------|--------|-------|--------|-----------|--------|
| Miejsce                | ID               | zginał | trafił | bilans        | brzuch    | ramię | plecy | UZI             | D-D    | Mhgun  | Shg   | Snp    |           |        |
|                        | <b>GOZDI</b>     | 82.50  | 154.50 | <b>72.00</b>  | 61.50     | 63.00 | 30.00 | 0.00            | 0.00   | 0.00   | 0.00  | 352.50 | 43.830    | 154.50 |
|                        | <b>LISEK</b>     | 94.00  | 134.00 | <b>40.00</b>  | 44.00     | 58.00 | 32.00 | 0.00            | 0.00   | 0.00   | 0.00  | 382.00 | 35.079    | 134.00 |
|                        | <b>UN4GIVEEN</b> | 40.80  | 75.60  | <b>34.80</b>  | 38.40     | 22.80 | 14.40 | 0.00            | 0.00   | 36.00  | 0.00  | 406.80 | 17.073    | 75.60  |
| 4                      | <b>PATI</b>      | 28.50  | 46.50  | <b>18.00</b>  | 27.00     | 13.50 | 6.00  | 0.00            | 0.00   | 45.00  | 0.00  | 165.00 | 22.143    | 46.50  |
| 5                      | <b>GROSZEK</b>   | 61.50  | 78.00  | <b>16.50</b>  | 28.50     | 48.00 | 13.50 | 2745.00         | 81.00  | 0.00   | 0.00  | 313.50 | 2.484     | 78.00  |
| 6                      | <b>MŁODY</b>     | 39.60  | 46.80  | <b>7.20</b>   | 18.00     | 31.20 | 2.40  | 3240.00         | 82.80  | 0.00   | 0.00  | 571.20 | 1.202     | 46.80  |
|                        | <b>SZAHAL</b>    | 51.60  | 58.80  |               | 37.20     | 32.40 | 10.80 | 6192.00         | 1.20   | 0.00   | 0.00  | 0.00   | 0.949     | 58.80  |
| 7                      | <b>PROFESOR</b>  | 52.50  | 52.50  | <b>0.00</b>   | 19.50     | 30.00 | 3.00  | 0.00            | 0.00   | 45.00  | 0.00  | 183.00 | 23.026    | 52.50  |
| 8                      | <b>MONIKA</b>    | 55.50  | 51.00  | <b>-4.50</b>  | 37.50     | 33.00 | 9.00  | 0.00            | 262.50 | 0.00   | 0.00  | 0.00   | 19.429    | 51.00  |
| 9                      | <b>PAWEL</b>     | 73.50  | 61.50  | <b>-12.00</b> | 31.50     | 19.50 | 10.50 | 0.00            | 0.00   | 315.00 | 1.50  | 208.50 | 11.714    | 61.50  |
| 10                     | <b>WASKI</b>     | 79.50  | 66.00  | <b>-13.50</b> | 24.00     | 31.50 | 10.50 | 0.00            | 0.00   | 0.00   | 1.50  | 318.00 | 20.657    | 66.00  |
| 11                     | <b>SLAYER</b>    | 67.20  | 49.20  | <b>-18.00</b> | 24.00     | 15.60 | 9.60  | 0.00            | 0.00   | 0.00   | 0.00  | 346.80 | 14.187    | 49.20  |
| 12                     | <b>BARYLA</b>    | 48.00  | 24.00  | <b>-24.00</b> | 7.50      | 10.50 | 6.00  | 0.00            | 0.00   | 180.00 | 13.50 | 216.00 | 5.861     | 24.00  |
| 13                     | <b>KRZYSIEK</b>  | 75.00  | 24.00  | <b>-51.00</b> | 4.50      | 13.50 | 6.00  | 0.00            | 0.00   | 45.00  | 0.00  | 208.50 | 9.467     | 24.00  |
| 14                     | <b>PIOTREK</b>   | 76.50  | 4.50   | <b>-72.00</b> | 4.50      | 0.00  | 0.00  | 0.00            | 0.00   | 90.00  | 1.50  | 321.00 | 1.091     | 4.50   |



| Zestawienie wg efektywności |                  |        |        | TRAFIENIA |        |       | ZUŻYTA AMUNICJA |         |        |        |       | efekt.(%) | wynik         |        |
|-----------------------------|------------------|--------|--------|-----------|--------|-------|-----------------|---------|--------|--------|-------|-----------|---------------|--------|
| Miejsce                     | ID               | zginął | trafił | bilans    | brzuch | ramię | plecy           | UZI     | D-D    | Mhgun  | Shg   |           |               | Snp    |
|                             | <b>GOZDI</b>     | 82.50  | 154.50 | 72.00     | 61.50  | 63.00 | 30.00           | 0.00    | 0.00   | 0.00   | 0.00  | 352.50    | <b>43.830</b> | 154.50 |
|                             | <b>LISEK</b>     | 94.00  | 134.00 | 40.00     | 44.00  | 58.00 | 32.00           | 0.00    | 0.00   | 0.00   | 0.00  | 382.00    | <b>35.079</b> | 134.00 |
|                             | <b>PROFESOR</b>  | 52.50  | 52.50  | 0.00      | 19.50  | 30.00 | 3.00            | 0.00    | 0.00   | 45.00  | 0.00  | 183.00    | <b>23.026</b> | 52.50  |
| 4                           | <b>PATI</b>      | 28.50  | 46.50  | 18.00     | 27.00  | 13.50 | 6.00            | 0.00    | 0.00   | 45.00  | 0.00  | 165.00    | <b>22.143</b> | 46.50  |
| 5                           | <b>WASKI</b>     | 79.50  | 66.00  | -13.50    | 24.00  | 31.50 | 10.50           | 0.00    | 0.00   | 0.00   | 1.50  | 318.00    | <b>20.657</b> | 66.00  |
| 6                           | <b>MONIKA</b>    | 55.50  | 51.00  | -4.50     | 37.50  | 33.00 | 9.00            | 0.00    | 262.50 | 0.00   | 0.00  | 0.00      | <b>19.429</b> | 51.00  |
| 7                           | <b>UN4GIVEEN</b> | 40.80  | 75.60  | 34.80     | 38.40  | 22.80 | 14.40           | 0.00    | 0.00   | 36.00  | 0.00  | 406.80    | <b>17.073</b> | 75.60  |
| 8                           | <b>SLAYER</b>    | 67.20  | 49.20  | -18.00    | 24.00  | 15.60 | 9.60            | 0.00    | 0.00   | 0.00   | 0.00  | 346.80    | <b>14.187</b> | 49.20  |
| 9                           | <b>PAWEL</b>     | 73.50  | 61.50  | -12.00    | 31.50  | 19.50 | 10.50           | 0.00    | 0.00   | 315.00 | 1.50  | 208.50    | <b>11.714</b> | 61.50  |
| 10                          | <b>KRZYSIEK</b>  | 75.00  | 24.00  | -51.00    | 4.50   | 13.50 | 6.00            | 0.00    | 0.00   | 45.00  | 0.00  | 208.50    | <b>9.467</b>  | 24.00  |
| 11                          | <b>BARYLA</b>    | 48.00  | 24.00  | -24.00    | 7.50   | 10.50 | 6.00            | 0.00    | 0.00   | 180.00 | 13.50 | 216.00    | <b>5.861</b>  | 24.00  |
| 12                          | <b>GROSZEK</b>   | 61.50  | 78.00  | 16.50     | 28.50  | 48.00 | 13.50           | 2745.00 | 81.00  | 0.00   | 0.00  | 313.50    | <b>2.484</b>  | 78.00  |
| 13                          | <b>MŁODY</b>     | 39.60  | 46.80  | 7.20      | 18.00  | 31.20 | 2.40            | 3240.00 | 82.80  | 0.00   | 0.00  | 571.20    | <b>1.202</b>  | 46.80  |
| 14                          | <b>PIOTREK</b>   | 76.50  | 4.50   | -72.00    | 4.50   | 0.00  | 0.00            | 0.00    | 0.00   | 90.00  | 1.50  | 321.00    | <b>1.091</b>  | 4.50   |
| 15                          | <b>SZAHAL</b>    | 51.60  | 58.80  | 7.20      | 37.20  | 32.40 | 10.80           | 6192.00 | 1.20   | 0.00   | 0.00  | 0.00      | <b>0.949</b>  | 58.80  |