

| 3 | | | | TRAFIENIA | | | ZUŻYTA AMUNICJA | | | |
|-------------|-----------|-----------|-----------|-----------|-----------|----------|-----------------|------------|---------------|-----------|
| ID | zginał | trafił | bilans | brzuch | ramię | plecy | UZI | Snp | efekt.(%) | wynik |
| KALOSZ | 7 | 30 | 23 | 12 | 13 | 5 | 0 | 58 | 51.724 | 30.0 |
| POCISK | 11 | 20 | 9 | 6 | 12 | 2 | 0 | 47 | 42.553 | 20.0 |
| PROFESOR | 12 | 13 | 1 | 5 | 6 | 2 | 0 | 48 | 27.083 | 13.0 |
| ALEX | 21 | 8 | -13 | 5 | 3 | 0 | 0 | 50 | 16.000 | 8.0 |
| Suma | 51 | 71 | 20 | 28 | 34 | 9 | 0 | 203 | 34.975 | 71 |

| 4 | | | | TRAFIENIA | | | ZUŻYTA AMUNICJA | | | |
|-------------|-----------|-----------|------------|-----------|-----------|----------|-----------------|------------|--------------|-----------|
| ID | zginał | trafił | bilans | brzuch | ramię | plecy | UZI | Snp | efekt.(%) | wynik |
| WASKI | 14 | 13 | -1 | 4 | 8 | 1 | 0 | 56 | 23.214 | 13.0 |
| GROSZEK | 16 | 12 | -4 | 4 | 7 | 1 | 0 | 39 | 30.769 | 12.0 |
| CZESIO | 11 | 11 | 0 | 10 | 4 | 0 | 600 | 0 | 1.833 | 11.0 |
| AGATA | 14 | 8 | -6 | 3 | 4 | 1 | 0 | 63 | 12.698 | 8.0 |
| USZKO | 16 | 7 | -9 | 3 | 1 | 3 | 0 | 39 | 17.949 | 7.0 |
| Suma | 71 | 51 | -20 | 24 | 24 | 6 | 600 | 197 | 6.399 | 51 |

| 3 | 4 |
|----|----|
| 71 | 51 |



| 1 | | | | TRAFIENIA | | | ZUŻYTA AMUNICJA | | | | |
|-------------|-----------|-----------|-----------|-----------|-----------|-----------|-----------------|-----------|------------|---------------|-----------|
| ID | zginał | trafił | bilans | brzuch | ramię | plecy | UZI | D-D | Snp | efekt.(%) | wynik |
| LISEK | 13 | 39 | 26 | 14 | 18 | 7 | 0 | 0 | 81 | 48.148 | 39.0 |
| CYCU | 11 | 14 | 3 | 8 | 0 | 6 | 0 | 0 | 60 | 23.333 | 14.0 |
| JEZIER | 11 | 6 | -5 | 4 | 6 | 0 | 330 | 36 | 0 | 1.639 | 6.0 |
| PATI | 5 | 3 | -2 | 1 | 0 | 2 | 0 | 0 | 14 | 21.429 | 3.0 |
| Suma | 40 | 62 | 22 | 27 | 24 | 15 | 330 | 36 | 155 | 11.900 | 62 |

| 2 | | | | TRAFIENIA | | | ZUŻYTA AMUNICJA | | | | |
|-------------|-----------|-----------|------------|-----------|-----------|----------|-----------------|----------|------------|---------------|-----------|
| ID | zginał | trafił | bilans | brzuch | ramię | plecy | UZI | D-D | Snp | efekt.(%) | wynik |
| GOZDI | 25 | 18 | -7 | 8 | 9 | 1 | 0 | 0 | 42 | 42.857 | 18.0 |
| GUZIEC | 10 | 9 | -1 | 6 | 1 | 2 | 0 | 0 | 46 | 19.565 | 9.0 |
| PARCET | 9 | 7 | -2 | 4 | 3 | 0 | 0 | 0 | 45 | 15.556 | 7.0 |
| MIKO | 18 | 6 | -12 | 5 | 0 | 1 | 0 | 0 | 26 | 23.077 | 6.0 |
| Suma | 62 | 40 | -22 | 23 | 13 | 4 | 0 | 0 | 159 | 25.157 | 40 |

| 1 | 2 |
|----|----|
| 62 | 40 |



| 3 | | | | TRAFIENIA | | | ZUŻYTA AMUNICJA | | | | |
|-------------|-----------|-----------|-----------|-----------|-----------|----------|-----------------|----------|------------|---------------|-----------|
| ID | zginał | trafił | bilans | brzuch | ramię | plecy | UZI | D-D | Snp | efekt.(%) | wynik |
| KALOSZ | 10 | 28 | 18 | 10 | 15 | 3 | 0 | 0 | 69 | 40.580 | 28.0 |
| POCISK | 16 | 22 | 6 | 8 | 11 | 3 | 0 | 0 | 71 | 30.986 | 22.0 |
| PROFESOR | 13 | 20 | 7 | 11 | 8 | 1 | 0 | 0 | 55 | 36.364 | 20.0 |
| ALEX | 11 | 7 | -4 | 3 | 3 | 1 | 0 | 0 | 54 | 12.963 | 7.0 |
| Suma | 50 | 77 | 27 | 32 | 37 | 8 | 0 | 0 | 249 | 30.924 | 77 |

| 1 | | | | TRAFIENIA | | | ZUŻYTA AMUNICJA | | | | |
|-------------|-----------|-----------|------------|-----------|-----------|-----------|-----------------|-----------|------------|---------------|-----------|
| ID | zginał | trafił | bilans | brzuch | ramię | plecy | UZI | D-D | Snp | efekt.(%) | wynik |
| LISEK | 26 | 19 | -7 | 6 | 11 | 2 | 0 | 0 | 72 | 26.389 | 19.0 |
| CYCU | 27 | 16 | -11 | 9 | 5 | 2 | 0 | 0 | 66 | 24.242 | 16.0 |
| JEZIER | 16 | 8 | -8 | 4 | 6 | 5 | 60 | 27 | 0 | 9.195 | 8.0 |
| PATI | 8 | 7 | -1 | 3 | 2 | 2 | 0 | 27 | 0 | 25.926 | 7.0 |
| Suma | 77 | 50 | -27 | 22 | 24 | 11 | 60 | 54 | 138 | 19.841 | 50 |

| 3 | 1 |
|----|----|
| 77 | 50 |



| 4 | | | | TRAFIENIA | | | ZUŻYTA AMUNICJA | | efekt.(%) | wynik |
|-------------|-----------|-----------|-----------|-----------|-----------|-----------|-----------------|------------|--------------|-----------|
| ID | zginał | trafił | bilans | brzuch | ramię | plecy | UZI | Snp | | |
| WASKI | 15 | 20 | 5 | 6 | 10 | 4 | 0 | 70 | 28.571 | 20.0 |
| GROSZEK | 10 | 19 | 9 | 9 | 5 | 5 | 0 | 84 | 22.619 | 19.0 |
| CZESIO | 13 | 12 | -1 | 11 | 5 | 0 | 1020 | 0 | 1.176 | 12.0 |
| USZKO | 14 | 10 | -4 | 9 | 1 | 0 | 0 | 42 | 23.810 | 10.0 |
| AGATA | 6 | 8 | 2 | 2 | 4 | 2 | 0 | 86 | 9.302 | 8.0 |
| Suma | 58 | 69 | 11 | 37 | 25 | 11 | 1020 | 282 | 5.300 | 69 |

| 2 | | | | TRAFIENIA | | | ZUŻYTA AMUNICJA | | efekt.(%) | wynik |
|-------------|-----------|-----------|------------|-----------|-----------|----------|-----------------|------------|---------------|-----------|
| ID | zginał | trafił | bilans | brzuch | ramię | plecy | UZI | Snp | | |
| GOZDI | 22 | 32 | 10 | 3 | 24 | 5 | 0 | 62 | 51.613 | 32.0 |
| MIKO | 16 | 10 | -6 | 3 | 6 | 1 | 0 | 30 | 33.333 | 10.0 |
| GUZIEC | 18 | 9 | -9 | 5 | 4 | 0 | 0 | 65 | 13.846 | 9.0 |
| PARCET | 13 | 7 | -6 | 3 | 2 | 2 | 0 | 65 | 10.769 | 7.0 |
| Suma | 69 | 58 | -11 | 14 | 36 | 8 | 0 | 222 | 26.126 | 58 |

| | |
|----------|----------|
| 4 | 2 |
| 69 | 58 |



| 4 | | | | TRAFIENIA | | | ZUŻYTA AMUNICJA | | | | |
|-------------|-----------|-----------|------------|-----------|-----------|-----------|-----------------|----------|------------|--------------|-----------|
| ID | zginął | trafił | bilans | brzuch | ramię | plecy | UZI | Shg | Snp | efekt.(%) | wynik |
| GROSZEK | 17 | 22 | 5 | 10 | 8 | 4 | 0 | 0 | 108 | 20.370 | 22.0 |
| CZESIO | 18 | 11 | -7 | 8 | 8 | 3 | 1260 | 0 | 0 | 0.873 | 11.0 |
| AGATA | 12 | 11 | -1 | 3 | 6 | 2 | 0 | 0 | 100 | 11.000 | 11.0 |
| USZKO | 16 | 10 | -6 | 5 | 4 | 1 | 0 | 1 | 55 | 17.857 | 10.0 |
| WASKI | 20 | 6 | -14 | 2 | 4 | 0 | 0 | 0 | 68 | 8.824 | 6.0 |
| Suma | 83 | 60 | -23 | 28 | 30 | 10 | 1260 | 1 | 331 | 3.769 | 60 |

| 1 | | | | TRAFIENIA | | | ZUŻYTA AMUNICJA | | | | |
|-------------|-----------|-----------|-----------|-----------|-----------|-----------|-----------------|----------|------------|---------------|-----------|
| ID | zginął | trafił | bilans | brzuch | ramię | plecy | UZI | Shg | Snp | efekt.(%) | wynik |
| LISEK | 24 | 34 | 10 | 13 | 16 | 5 | 0 | 0 | 107 | 31.776 | 34.0 |
| CYCU | 14 | 19 | 5 | 9 | 7 | 3 | 0 | 0 | 49 | 38.776 | 19.0 |
| PATI | 9 | 17 | 8 | 6 | 9 | 2 | 0 | 0 | 36 | 47.222 | 17.0 |
| JEZIER | 13 | 13 | 0 | 2 | 10 | 1 | 0 | 0 | 81 | 16.049 | 13.0 |
| Suma | 60 | 83 | 23 | 30 | 42 | 11 | 0 | 0 | 273 | 30.403 | 83 |

| | |
|----------|----------|
| 1 | 4 |
| 83 | 60 |



| 3 | | | | TRAFIENIA | | | ZUŻYTA AMUNICJA | | | |
|-------------|-----------|-----------|-----------|-----------|-----------|-----------|-----------------|------------|--------------|-----------|
| ID | zginał | trafił | bilans | brzuch | ramię | plecy | UZI | Snp | efekt.(%) | wynik |
| KALOSZ | 14 | 31 | 17 | 5 | 19 | 7 | 0 | 86 | 36.047 | 31.0 |
| PROFESOR | 10 | 21 | 11 | 15 | 12 | 4 | 1350 | 0 | 1.556 | 21.0 |
| POCISK | 21 | 19 | -2 | 2 | 13 | 4 | 0 | 90 | 21.111 | 19.0 |
| ALEX | 12 | 9 | -3 | 5 | 3 | 1 | 0 | 41 | 21.951 | 9.0 |
| Suma | 57 | 80 | 23 | 27 | 47 | 16 | 1350 | 217 | 5.105 | 80 |

| 2 | | | | TRAFIENIA | | | ZUŻYTA AMUNICJA | | | |
|-------------|-----------|-----------|------------|-----------|-----------|-----------|-----------------|------------|---------------|-----------|
| ID | zginał | trafił | bilans | brzuch | ramię | plecy | UZI | Snp | efekt.(%) | wynik |
| GOZDI | 24 | 36 | 12 | 15 | 16 | 5 | 0 | 83 | 43.373 | 36.0 |
| MIKO | 18 | 9 | -9 | 5 | 3 | 1 | 0 | 34 | 26.471 | 9.0 |
| PARCET | 17 | 7 | -10 | 2 | 2 | 3 | 0 | 84 | 8.333 | 7.0 |
| GUZIEC | 21 | 5 | -16 | 3 | 1 | 1 | 0 | 74 | 6.757 | 5.0 |
| Suma | 80 | 57 | -23 | 25 | 22 | 10 | 0 | 275 | 20.727 | 57 |

| 3 | 2 |
|----|----|
| 80 | 57 |



| 2 | | | | TRAFIENIA | | | ZUŻYTA AMUNICJA | | | | |
|-------------|-----------|-----------|----------|-----------|-----------|-----------|-----------------|----------|------------|---------------|-----------|
| ID | zginął | trafił | bilans | brzuch | ramię | plecy | D-D | Mhgun | Snp | efekt.(%) | wynik |
| GOZDI | 25 | 35 | 10 | 11 | 17 | 7 | 0 | 0 | 58 | 60.345 | 35.0 |
| GUZIEC | 11 | 14 | 3 | 6 | 2 | 6 | 0 | 0 | 68 | 20.588 | 14.0 |
| PARCET | 11 | 8 | -3 | 3 | 4 | 1 | 0 | 0 | 200 | 4.000 | 8.0 |
| MIKO | 13 | 6 | -7 | 4 | 2 | 0 | 0 | 0 | 41 | 14.634 | 6.0 |
| Suma | 60 | 63 | 3 | 24 | 25 | 14 | 0 | 0 | 367 | 17.166 | 63 |

| 1 | | | | TRAFIENIA | | | ZUŻYTA AMUNICJA | | | | |
|-------------|-----------|-----------|-----------|-----------|-----------|-----------|-----------------|-----------|------------|---------------|-----------|
| ID | zginął | trafił | bilans | brzuch | ramię | plecy | D-D | Mhgun | Snp | efekt.(%) | wynik |
| LISEK | 22 | 35 | 13 | 10 | 17 | 8 | 0 | 0 | 115 | 30.435 | 35.0 |
| PATI | 17 | 13 | -4 | 5 | 5 | 3 | 0 | 0 | 25 | 52.000 | 13.0 |
| JEZIER | 19 | 8 | -11 | 2 | 5 | 6 | 97 | 0 | 0 | 8.247 | 8.0 |
| CYCU | 5 | 4 | -1 | 2 | 1 | 1 | 0 | 30 | 27 | 7.018 | 4.0 |
| Suma | 63 | 60 | -3 | 19 | 28 | 18 | 97 | 30 | 167 | 20.408 | 60 |


| 2 | 1 |
|----|----|
| 63 | 60 |



| 4 | | | | TRAFIENIA | | | ZUŻYTA AMUNICJA | | | | | |
|-------------|-----------|-----------|----------|-----------|-----------|-----------|-----------------|----------|-----------|------------|--------------|-----------|
| ID | zginął | trafił | bilans | brzuch | ramię | plecy | UZI | D-D | Mhgun | Snp | efekt.(%) | wynik |
| GROSZEK | 20 | 27 | 7 | 13 | 12 | 2 | 0 | 0 | 0 | 78 | 34.615 | 27.0 |
| AGATA | 11 | 17 | 6 | 4 | 8 | 5 | 0 | 0 | 0 | 127 | 13.386 | 17.0 |
| CZESIO | 17 | 15 | -2 | 11 | 8 | 3 | 1110 | 1 | 0 | 0 | 1.350 | 15.0 |
| USZKO | 11 | 12 | 1 | 5 | 6 | 1 | 0 | 0 | 30 | 72 | 11.765 | 12.0 |
| WASKI | 16 | 7 | -9 | 1 | 4 | 2 | 0 | 0 | 0 | 86 | 8.140 | 7.0 |
| Suma | 75 | 78 | 3 | 34 | 38 | 13 | 1110 | 1 | 30 | 363 | 5.186 | 78 |

| 3 | | | | TRAFIENIA | | | ZUŻYTA AMUNICJA | | | | | |
|-------------|-----------|-----------|-----------|-----------|-----------|----------|-----------------|----------|-----------|------------|---------------|-----------|
| ID | zginął | trafił | bilans | brzuch | ramię | plecy | UZI | D-D | Mhgun | Snp | efekt.(%) | wynik |
| KALOSZ | 18 | 32 | 14 | 11 | 20 | 1 | 0 | 0 | 0 | 67 | 47.761 | 32.0 |
| POCISK | 27 | 29 | 2 | 7 | 19 | 3 | 0 | 0 | 30 | 87 | 24.786 | 29.0 |
| ALEX | 16 | 9 | -7 | 3 | 3 | 3 | 0 | 0 | 0 | 58 | 15.517 | 9.0 |
| PROFESOR | 17 | 5 | -12 | 2 | 3 | 0 | 0 | 0 | 0 | 55 | 9.091 | 5.0 |
| Suma | 78 | 75 | -3 | 23 | 45 | 7 | 0 | 0 | 30 | 267 | 25.253 | 75 |

| | |
|----------|----------|
| 4 | 3 |
| 78 | 75 |



| 1 | | | | TRAFIENIA | | | ZUŻYTA AMUNICJA | | | | |
|-------------|-----------|-----------|-----------|-----------|-----------|-----------|-----------------|-----------|------------|---------------|-----------|
| ID | zginał | trafił | bilans | brzuch | ramię | plecy | UZI | Mhgun | Snp | efekt.(%) | wynik |
| LISEK | 11 | 34 | 23 | 10 | 17 | 7 | 0 | 0 | 93 | 36.559 | 34.0 |
| JEZIER | 11 | 9 | -2 | 3 | 6 | 0 | 0 | 0 | 59 | 15.254 | 9.0 |
| PATI | 11 | 9 | -2 | 3 | 2 | 4 | 0 | 0 | 17 | 52.941 | 9.0 |
| CYCU | 15 | 6 | -9 | 4 | 0 | 2 | 0 | 30 | 61 | 6.593 | 6.0 |
| Suma | 48 | 58 | 10 | 20 | 25 | 13 | 0 | 30 | 230 | 22.308 | 58 |

| 3 | | | | TRAFIENIA | | | ZUŻYTA AMUNICJA | | | | |
|-------------|-----------|-----------|------------|-----------|-----------|-----------|-----------------|----------|------------|--------------|-----------|
| ID | zginał | trafił | bilans | brzuch | ramię | plecy | UZI | Mhgun | Snp | efekt.(%) | wynik |
| POCISK | 20 | 19 | -1 | 9 | 8 | 2 | 0 | 0 | 81 | 23.457 | 19.0 |
| KALOSZ | 14 | 10 | -4 | 5 | 1 | 4 | 0 | 0 | 34 | 29.412 | 10.0 |
| PROFESOR | 9 | 10 | 1 | 8 | 7 | 2 | 840 | 0 | 0 | 1.190 | 10.0 |
| ALEX | 15 | 9 | -6 | 5 | 2 | 2 | 0 | 0 | 32 | 28.125 | 9.0 |
| Suma | 58 | 48 | -10 | 27 | 18 | 10 | 840 | 0 | 147 | 4.863 | 48 |

| 1 | 3 |
|----|----|
| 58 | 48 |



| 2 | | | | TRAFIENIA | | | ZUŻYTA AMUNICJA | | | | | |
|-------------|-----------|-----------|----------|-----------|-----------|-----------|-----------------|-----------|----------|------------|---------------|-----------|
| ID | zginał | trafił | bilans | brzuch | ramię | plecy | UZI | Mhgun | Shg | Snp | efekt.(%) | wynik |
| GOZDI | 24 | 31 | 7 | 12 | 12 | 7 | 0 | 0 | 0 | 48 | 64.583 | 31.0 |
| PARCET | 10 | 25 | 15 | 10 | 12 | 3 | 0 | 0 | 0 | 127 | 19.685 | 25.0 |
| POCISK2 | 19 | 15 | -4 | 3 | 10 | 2 | 0 | 0 | 0 | 80 | 18.750 | 15.0 |
| GUZIEC | 14 | 0 | -14 | 0 | 0 | 0 | 0 | 30 | 2 | 70 | 0.000 | 0.0 |
| Suma | 67 | 71 | 4 | 25 | 34 | 12 | 0 | 30 | 2 | 325 | 19.888 | 71 |

| 4 | | | | TRAFIENIA | | | ZUŻYTA AMUNICJA | | | | | |
|-------------|-----------|-----------|-----------|-----------|-----------|----------|-----------------|-----------|----------|------------|--------------|-----------|
| ID | zginał | trafił | bilans | brzuch | ramię | plecy | UZI | Mhgun | Shg | Snp | efekt.(%) | wynik |
| GROSZEK | 16 | 35 | 19 | 18 | 14 | 3 | 0 | 0 | 0 | 89 | 39.326 | 35.0 |
| AGATA | 18 | 17 | -1 | 3 | 13 | 1 | 0 | 0 | 0 | 154 | 11.039 | 17.0 |
| CZESIO | 25 | 14 | -11 | 7 | 6 | 4 | 1170 | 0 | 0 | 0 | 1.197 | 14.0 |
| WASKI | 12 | 1 | -11 | 0 | 0 | 1 | 0 | 30 | 0 | 30 | 1.667 | 1.0 |
| Suma | 71 | 67 | -4 | 28 | 33 | 9 | 1170 | 30 | 0 | 273 | 4.549 | 67 |

| 2 | 4 |
|----|----|
| 71 | 67 |



| 2 | | | | TRAFIENIA | | | ZUŻYTA AMUNICJA | | | | | |
|-------------|-----------|-----------|----------|-----------|-----------|-----------|-----------------|----------|----------|------------|---------------|-----------|
| ID | zginał | trafił | bilans | brzuch | ramię | plecy | UZI | D-D | Shg | Snp | efekt.(%) | wynik |
| GOZDI | 17 | 53 | 36 | 20 | 18 | 15 | 0 | 0 | 0 | 75 | 70.667 | 53.0 |
| PARCET | 16 | 12 | -4 | 5 | 4 | 3 | 0 | 0 | 0 | 65 | 18.462 | 12.0 |
| GUZIEC | 24 | 6 | -18 | 2 | 4 | 0 | 0 | 0 | 0 | 80 | 7.500 | 6.0 |
| MIKO | 9 | 0 | -9 | 0 | 0 | 0 | 0 | 0 | 0 | 65 | 0.000 | 0.0 |
| Suma | 66 | 71 | 5 | 27 | 26 | 18 | 0 | 0 | 0 | 285 | 24.912 | 71 |

| 3 | | | | TRAFIENIA | | | ZUŻYTA AMUNICJA | | | | | |
|-------------|-----------|-----------|-----------|-----------|-----------|----------|-----------------|-----------|----------|------------|--------------|-----------|
| ID | zginał | trafił | bilans | brzuch | ramię | plecy | UZI | D-D | Shg | Snp | efekt.(%) | wynik |
| POCISK | 25 | 26 | 1 | 12 | 13 | 1 | 0 | 0 | 0 | 70 | 37.143 | 26.0 |
| PROFESOR | 23 | 18 | -5 | 12 | 9 | 4 | 750 | 19 | 0 | 0 | 2.341 | 18.0 |
| KALOSZ | 11 | 17 | 6 | 5 | 10 | 2 | 0 | 0 | 4 | 47 | 33.333 | 17.0 |
| ALEX | 12 | 5 | -7 | 2 | 1 | 2 | 0 | 0 | 0 | 0 | 0.000 | 5.0 |
| Suma | 71 | 66 | -5 | 31 | 33 | 9 | 750 | 19 | 4 | 117 | 7.416 | 66 |

| 2 | 3 |
|----|----|
| 71 | 66 |





| 1 | | | | TRAFIENIA | | | ZUŻYTA AMUNICJA | | efekt.(%) | wynik |
|-------------|-----------|-----------|-----------|-----------|-----------|-----------|-----------------|------------|---------------|-----------|
| ID | zginał | trafił | bilans | brzuch | ramię | plecy | UZI | Snp | | |
| LISEK | 11 | 40 | 29 | 11 | 18 | 11 | 0 | 101 | 39.604 | 40.0 |
| PATI | 6 | 18 | 12 | 12 | 4 | 2 | 0 | 31 | 58.065 | 18.0 |
| JEZIER | 11 | 13 | 2 | 5 | 8 | 0 | 0 | 113 | 11.504 | 13.0 |
| Suma | 28 | 71 | 43 | 28 | 30 | 13 | 0 | 245 | 28.980 | 71 |

| 4 | | | | TRAFIENIA | | | ZUŻYTA AMUNICJA | | efekt.(%) | wynik |
|-------------|-----------|-----------|------------|-----------|-----------|----------|-----------------|------------|--------------|-----------|
| ID | zginał | trafił | bilans | brzuch | ramię | plecy | UZI | Snp | | |
| GROSZEK | 20 | 10 | -10 | 7 | 2 | 1 | 0 | 55 | 18.182 | 10.0 |
| CZECZA | 22 | 9 | -13 | 6 | 6 | 1 | 720 | 0 | 1.250 | 9.0 |
| AGATA | 18 | 6 | -12 | 2 | 3 | 1 | 0 | 112 | 5.357 | 6.0 |
| WASKI | 11 | 3 | -8 | 0 | 2 | 1 | 0 | 113 | 2.655 | 3.0 |
| Suma | 71 | 28 | -43 | 15 | 13 | 4 | 720 | 280 | 2.800 | 28 |

| 1 | 4 |
|----|----|
| 71 | 28 |



| Drużyny | | Rozgrywki | | | | | | | | | | | | |
|---|----------|-----------|----|----|----|----|----|----|----|----|----|----|----|------------|
| Miejsce | Nazwa | 1 | 2 | 3 | 4 | 5 | 6 | 7 | 8 | 9 | 10 | 11 | 12 | Suma |
|  | 3 | 71 | - | 77 | - | - | 80 | - | 75 | 48 | - | 66 | - | 417 |
|  | 1 | - | 62 | 50 | - | 83 | - | 60 | - | 58 | - | - | 71 | 384 |
|  | 2 | - | 40 | - | 58 | - | 57 | 63 | - | - | 71 | 71 | - | 360 |
| 4 | 4 | 51 | - | - | 69 | 60 | - | - | 78 | - | 67 | - | 28 | 353 |



| Zestawienie wg wyniku | | | | TRAFIENIA | | | ZUŻYTA AMUNICJA | | | | | | efekt.(%) | wynik |
|-----------------------|-----------------|--------|--------|-----------|--------|-------|-----------------|---------|--------|-------|------|--------|-----------|---------------|
| Miejsce | ID | zginął | trafił | bilans | brzuch | ramię | plecy | UZI | D-D | Mhgun | Shg | Snp | | |
| | GOZDI | 114.17 | 170.83 | 56.67 | 57.50 | 80.00 | 33.33 | 0.00 | 0.00 | 0.00 | 0.00 | 306.67 | 55.707 | 170.83 |
| | LISEK | 89.17 | 167.50 | 78.33 | 53.33 | 80.83 | 33.33 | 0.00 | 0.00 | 0.00 | 0.00 | 474.17 | 35.325 | 167.50 |
| | KALOSZ | 61.67 | 123.33 | 61.67 | 40.00 | 65.00 | 18.33 | 0.00 | 0.00 | 0.00 | 3.33 | 300.83 | 40.548 | 123.33 |
| 4 | POCISK | 100.00 | 112.50 | 12.50 | 36.67 | 63.33 | 12.50 | 0.00 | 0.00 | 25.00 | 0.00 | 371.67 | 28.361 | 112.50 |
| 5 | GROSZEK | 82.50 | 104.17 | 21.67 | 50.83 | 40.00 | 13.33 | 0.00 | 0.00 | 0.00 | 0.00 | 377.50 | 27.594 | 104.17 |
| 6 | POCISK2 | 95.00 | 75.00 | -20.00 | 15.00 | 50.00 | 10.00 | 0.00 | 0.00 | 0.00 | 0.00 | 400.00 | 18.750 | 75.00 |
| 7 | PROFESOR | 70.00 | 72.50 | 2.50 | 44.17 | 37.50 | 10.83 | 2450.00 | 15.83 | 0.00 | 0.00 | 131.67 | 2.791 | 72.50 |
| 8 | CZESIO | 84.00 | 63.00 | -21.00 | 47.00 | 31.00 | 10.00 | 5160.00 | 1.00 | 0.00 | 0.00 | 0.00 | 1.221 | 63.00 |
| 9 | CYCU | 72.00 | 59.00 | -13.00 | 32.00 | 13.00 | 14.00 | 0.00 | 0.00 | 60.00 | 0.00 | 263.00 | 18.266 | 59.00 |
| 10 | PATI | 46.67 | 55.83 | 9.17 | 25.00 | 18.33 | 12.50 | 0.00 | 22.50 | 0.00 | 0.00 | 102.50 | 44.667 | 55.83 |
| | AGATA | 65.83 | 55.83 | -10.00 | 14.17 | 31.67 | 10.00 | 0.00 | 0.00 | 0.00 | 0.00 | 535.00 | 10.436 | |
| 11 | PARCET | 63.33 | 55.00 | -8.33 | 22.50 | 22.50 | 10.00 | 0.00 | 0.00 | 0.00 | 0.00 | 488.33 | 11.263 | 55.00 |
| 12 | USZKO | 71.25 | 48.75 | -22.50 | 27.50 | 15.00 | 6.25 | 0.00 | 0.00 | 37.50 | 1.25 | 260.00 | 16.318 | 48.75 |
| 13 | JEZIER | 67.50 | 47.50 | -20.00 | 16.67 | 34.17 | 10.00 | 325.00 | 133.33 | 0.00 | 0.00 | 210.83 | 7.098 | 47.50 |
| 14 | CZECZA | 110.00 | 45.00 | -65.00 | 30.00 | 30.00 | 5.00 | 3600.00 | 0.00 | 0.00 | 0.00 | 0.00 | 1.250 | 45.00 |
| 15 | WASKI | 73.33 | 41.67 | -31.67 | 10.83 | 23.33 | 7.50 | 0.00 | 0.00 | 25.00 | 0.00 | 352.50 | 11.038 | 41.67 |
| 16 | ALEX | 72.50 | 39.17 | -33.33 | 19.17 | 12.50 | 7.50 | 0.00 | 0.00 | 0.00 | 0.00 | 195.83 | 20.000 | 39.17 |
| 17 | GUZIEC | 81.67 | 35.83 | -45.83 | 18.33 | 10.00 | 7.50 | 0.00 | 0.00 | 25.00 | 1.67 | 335.83 | 9.885 | 35.83 |
| 18 | MIKO | 74.00 | 31.00 | -43.00 | 17.00 | 11.00 | 3.00 | 0.00 | 0.00 | 0.00 | 0.00 | 196.00 | 15.816 | 31.00 |



| Zestawienie wg bilansu | | | | TRAFIENIA | | | ZUŻYTA AMUNICJA | | | | | | | |
|------------------------|----------|--------|--------|---------------|--------|-------|-----------------|---------|--------|-------|------|--------|-----------|--------|
| Miejsce | ID | zginął | trafił | bilans | brzuch | ramię | plecy | UZI | D-D | Mhgun | Shg | Snp | efekt.(%) | wynik |
| | LISEK | 89.17 | 167.50 | 78.33 | 53.33 | 80.83 | 33.33 | 0.00 | 0.00 | 0.00 | 0.00 | 474.17 | 35.325 | 167.50 |
| | KALOSZ | 61.67 | 123.33 | 61.67 | 40.00 | 65.00 | 18.33 | 0.00 | 0.00 | 0.00 | 3.33 | 300.83 | 40.548 | 123.33 |
| | GOZDI | 114.17 | 170.83 | 56.67 | 57.50 | 80.00 | 33.33 | 0.00 | 0.00 | 0.00 | 0.00 | 306.67 | 55.707 | 170.83 |
| 4 | GROSZEK | 82.50 | 104.17 | 21.67 | 50.83 | 40.00 | 13.33 | 0.00 | 0.00 | 0.00 | 0.00 | 377.50 | 27.594 | 104.17 |
| 5 | POCISK | 100.00 | 112.50 | 12.50 | 36.67 | 63.33 | 12.50 | 0.00 | 0.00 | 25.00 | 0.00 | 371.67 | 28.361 | 112.50 |
| 6 | PATI | 46.67 | 55.83 | 9.17 | 25.00 | 18.33 | 12.50 | 0.00 | 22.50 | 0.00 | 0.00 | 102.50 | 44.667 | 55.83 |
| 7 | PROFESOR | 70.00 | 72.50 | 2.50 | 44.17 | 37.50 | 10.83 | 2450.00 | 15.83 | 0.00 | 0.00 | 131.67 | 2.791 | 72.50 |
| 8 | PARCET | 63.33 | 55.00 | -8.33 | 22.50 | 22.50 | 10.00 | 0.00 | 0.00 | 0.00 | 0.00 | 488.33 | 11.263 | 55.00 |
| 9 | AGATA | 65.83 | 55.83 | -10.00 | 14.17 | 31.67 | 10.00 | 0.00 | 0.00 | 0.00 | 0.00 | 535.00 | 10.436 | 55.83 |
| 10 | CYCU | 72.00 | 59.00 | -13.00 | 32.00 | 13.00 | 14.00 | 0.00 | 0.00 | 60.00 | 0.00 | 263.00 | 18.266 | 59.00 |
| 11 | JEZIER | 67.50 | 47.50 | -20.00 | 16.67 | 34.17 | 10.00 | 325.00 | 133.33 | 0.00 | 0.00 | 210.83 | 7.098 | 47.50 |
| | POCISK2 | 95.00 | 75.00 | | 15.00 | 50.00 | 10.00 | 0.00 | 0.00 | 0.00 | 0.00 | 400.00 | 18.750 | 75.00 |
| 12 | CZESIO | 84.00 | 63.00 | -21.00 | 47.00 | 31.00 | 10.00 | 5160.00 | 1.00 | 0.00 | 0.00 | 0.00 | 1.221 | 63.00 |
| 13 | USZKO | 71.25 | 48.75 | -22.50 | 27.50 | 15.00 | 6.25 | 0.00 | 0.00 | 37.50 | 1.25 | 260.00 | 16.318 | 48.75 |
| 14 | WASKI | 73.33 | 41.67 | -31.67 | 10.83 | 23.33 | 7.50 | 0.00 | 0.00 | 25.00 | 0.00 | 352.50 | 11.038 | 41.67 |
| 15 | ALEX | 72.50 | 39.17 | -33.33 | 19.17 | 12.50 | 7.50 | 0.00 | 0.00 | 0.00 | 0.00 | 195.83 | 20.000 | 39.17 |
| 16 | MIKO | 74.00 | 31.00 | -43.00 | 17.00 | 11.00 | 3.00 | 0.00 | 0.00 | 0.00 | 0.00 | 196.00 | 15.816 | 31.00 |
| 17 | GUZIEC | 81.67 | 35.83 | -45.83 | 18.33 | 10.00 | 7.50 | 0.00 | 0.00 | 25.00 | 1.67 | 335.83 | 9.885 | 35.83 |
| 18 | CZECZA | 110.00 | 45.00 | -65.00 | 30.00 | 30.00 | 5.00 | 3600.00 | 0.00 | 0.00 | 0.00 | 0.00 | 1.250 | 45.00 |



| Zestawienie wg efektywności | | | | TRAFIENIA | | | ZUŻYTA AMUNICJA | | | | | efekt.(%) | wynik | |
|-----------------------------|-----------------|--------|--------|-----------|--------|-------|-----------------|---------|--------|-------|------|-----------|---------------|--------|
| Miejsce | ID | zginął | trafił | bilans | brzuch | ramię | plecy | UZI | D-D | Mhgun | Shg | | | Snp |
| | GOZDI | 114.17 | 170.83 | 56.67 | 57.50 | 80.00 | 33.33 | 0.00 | 0.00 | 0.00 | 0.00 | 306.67 | 55.707 | 170.83 |
| | PATI | 46.67 | 55.83 | 9.17 | 25.00 | 18.33 | 12.50 | 0.00 | 22.50 | 0.00 | 0.00 | 102.50 | 44.667 | 55.83 |
| | KALOSZ | 61.67 | 123.33 | 61.67 | 40.00 | 65.00 | 18.33 | 0.00 | 0.00 | 0.00 | 3.33 | 300.83 | 40.548 | 123.33 |
| 4 | LISEK | 89.17 | 167.50 | 78.33 | 53.33 | 80.83 | 33.33 | 0.00 | 0.00 | 0.00 | 0.00 | 474.17 | 35.325 | 167.50 |
| 5 | POCISK | 100.00 | 112.50 | 12.50 | 36.67 | 63.33 | 12.50 | 0.00 | 0.00 | 25.00 | 0.00 | 371.67 | 28.361 | 112.50 |
| 6 | GROSZEK | 82.50 | 104.17 | 21.67 | 50.83 | 40.00 | 13.33 | 0.00 | 0.00 | 0.00 | 0.00 | 377.50 | 27.594 | 104.17 |
| 7 | ALEX | 72.50 | 39.17 | -33.33 | 19.17 | 12.50 | 7.50 | 0.00 | 0.00 | 0.00 | 0.00 | 195.83 | 20.000 | 39.17 |
| 8 | POCISK2 | 95.00 | 75.00 | -20.00 | 15.00 | 50.00 | 10.00 | 0.00 | 0.00 | 0.00 | 0.00 | 400.00 | 18.750 | 75.00 |
| 9 | CYCU | 72.00 | 59.00 | -13.00 | 32.00 | 13.00 | 14.00 | 0.00 | 0.00 | 60.00 | 0.00 | 263.00 | 18.266 | 59.00 |
| 10 | USZKO | 71.25 | 48.75 | -22.50 | 27.50 | 15.00 | 6.25 | 0.00 | 0.00 | 37.50 | 1.25 | 260.00 | 16.318 | 48.75 |
| 11 | MIKO | 74.00 | 31.00 | -43.00 | 17.00 | 11.00 | 3.00 | 0.00 | 0.00 | 0.00 | 0.00 | 196.00 | 15.816 | 31.00 |
| 12 | PARCET | 63.33 | 55.00 | -8.33 | 22.50 | 22.50 | 10.00 | 0.00 | 0.00 | 0.00 | 0.00 | 488.33 | 11.263 | 55.00 |
| 13 | WASKI | 73.33 | 41.67 | -31.67 | 10.83 | 23.33 | 7.50 | 0.00 | 0.00 | 25.00 | 0.00 | 352.50 | 11.038 | 41.67 |
| 14 | AGATA | 65.83 | 55.83 | -10.00 | 14.17 | 31.67 | 10.00 | 0.00 | 0.00 | 0.00 | 0.00 | 535.00 | 10.436 | 55.83 |
| 15 | GUZIEC | 81.67 | 35.83 | -45.83 | 18.33 | 10.00 | 7.50 | 0.00 | 0.00 | 25.00 | 1.67 | 335.83 | 9.885 | 35.83 |
| 16 | JEZIER | 67.50 | 47.50 | -20.00 | 16.67 | 34.17 | 10.00 | 325.00 | 133.33 | 0.00 | 0.00 | 210.83 | 7.098 | 47.50 |
| 17 | PROFESOR | 70.00 | 72.50 | 2.50 | 44.17 | 37.50 | 10.83 | 2450.00 | 15.83 | 0.00 | 0.00 | 131.67 | 2.791 | 72.50 |
| 18 | CZECZA | 110.00 | 45.00 | -65.00 | 30.00 | 30.00 | 5.00 | 3600.00 | 0.00 | 0.00 | 0.00 | 0.00 | 1.250 | 45.00 |
| 19 | CZESIO | 84.00 | 63.00 | -21.00 | 47.00 | 31.00 | 10.00 | 5160.00 | 1.00 | 0.00 | 0.00 | 0.00 | 1.221 | 63.00 |